



## FC121-ZA / FC122-ZA / FC123-ZA / FC124-ZA

Cerberus™ FIT

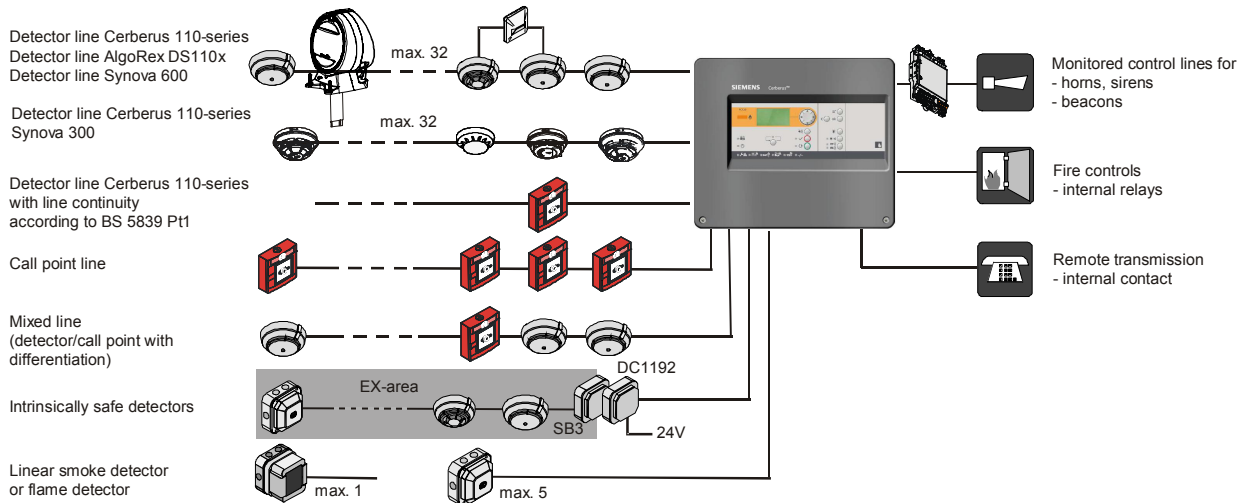
## Fire control panel



Series FC120

- Compact, prefabricated microprocessor-controlled fire control panel
- Fire control panel can be used as stand-alone version
- 2 or 4 or 8 or 12 zones
- Compatible with the Siemens detector ranges 110-series / DS11 and SynoLINE300 / SynoLINE600
- Integrated user-friendly operating unit
- Optional EVAC module, key switch, LED indicators
- Slots for output cards
- Emergency power supply for up to 72 h emergency power time
- Flexible programming
- Programmable alarm organization for manned/unmanned operation
- Event memory with stamped date and time
- Simple user controls via menu navigation
- Key code user access with optional key-switch alternative
- Easy on-site configuration

## System overview



## Various panel types with different features

Types	Zones	Monitored outputs	Relay outputs	Output cards	Power supply	Battery
<b>FC121-ZA</b>	2	2	1	1	25 W	Max. 7 Ah
<b>FC122-ZA</b>	4	2	1	1	25 W	Max. 7 Ah
<b>FC123-ZA</b>	8	2	1	2	70 W	Max. 17 Ah
<b>FC124-ZA</b>	12	2	1	3	70 W	Max. 17 Ah

## Functional elements

The FC121-ZA, FC122-ZA, FC123-ZA, FC124-ZA are compact fire control panels with an integrated operating unit for 2 or 4 or 8 or 12 zones.

Processes signals from the 110-series / DS11 and SynoLINE300/600 series.

The control unit has been designed to be very simple to use while offering exceptional flexibility via a comprehensive feature list.

- All detector lines are monitored for ground faults.
- Adaptation of the customer text directly on the panel via menu navigation.
- Up to 1000 events can be stored according to various criteria.
- Automatic summer/winter time change.

### Detection

- Each line supports 110-series / DS11 and SynoLINE300/600 series devices
- Detectors and call points on same line with functional differentiation (where allowed)
- Intrinsically safe detectors via line coupler DC1192 and safety barrier SB3

### **Inputs / Outputs**

FC121, FC122

- 2 monitored control lines 24 V / 500 mA for horns, fire controls, external remote transmission.
- 1 dry output 30 V / 1 A
- 2 programmable control inputs

FC123, FC124

- 2 monitored control lines 24 V / 500 mA for horns, fire controls, external remote transmission.
- 1 dry output 30 V / 1 A
- 3 programmable control inputs

### **Extensions**

- Up to 6 monitored control lines 24 V / 1 A for horns, fire controls, external remote transmission. (depending from the panel type)
- Up to 6 dry outputs 30 V / 1 A (depending from the panel type)

### **PMI**

- Individual customer text for each zone
- User friendly operation via menu navigation

### **Commissioning**

- Basic functions that can be adapted on-site if required without laptop
- Simple start up with preset default values
- Service function to view date and time of last alarm

## **Functional elements**

---

### **Operating unit**

The following are located on the operating unit:

- CPU module and the electronics for the operating unit
- Power supply
- Additional connection terminals for accessories
  - 'Nordic SE' key switch
  - LED display 12 x 2 LED
  - EVAC Module
  - Output card

### **Power supply 25 W and 70 W, emergency power supply**

The power supply supplies the hardware and charges the batteries.

- The batteries supply the emergency power in case of power failure.

### **Configuration**












For an easy configuration on site via integrated display no additional equipment is required.

## **Application ranges**

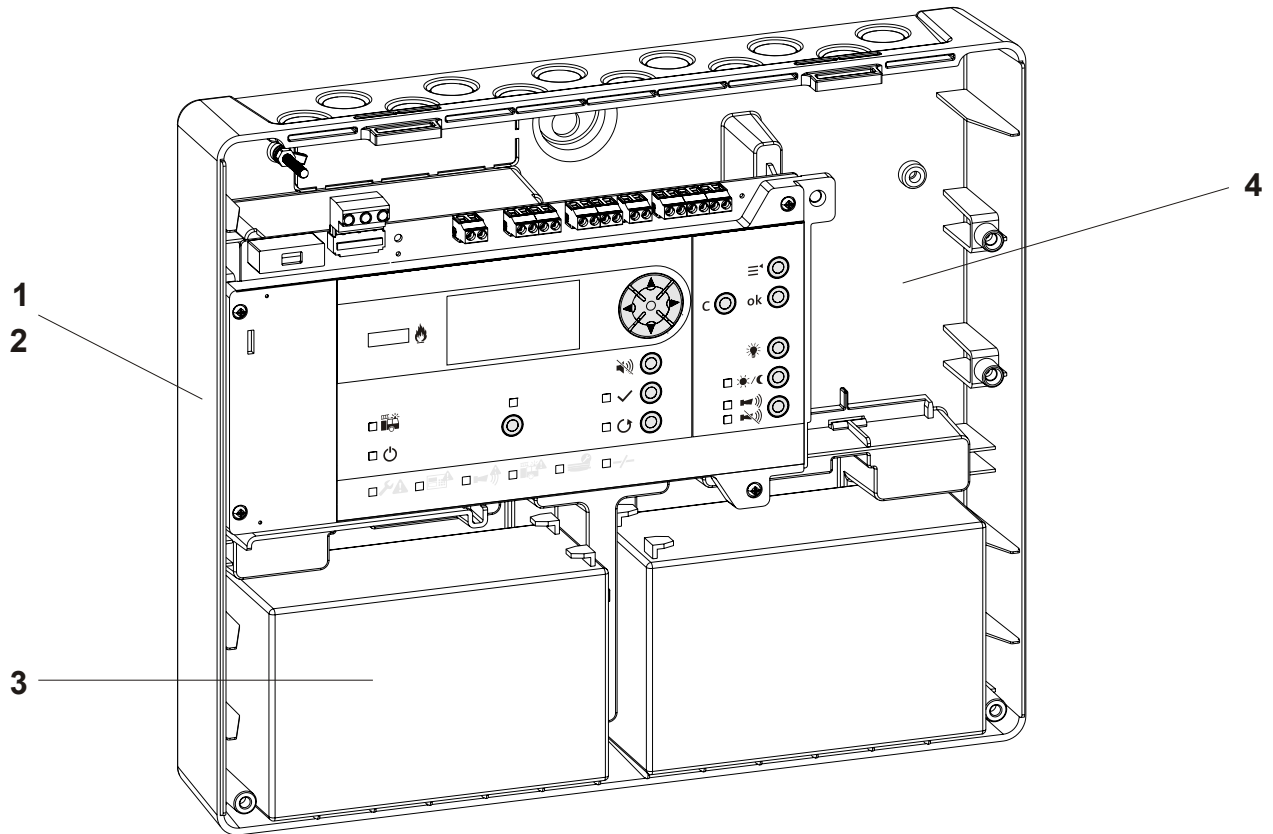
---

The FC120 is ideally suited for small applications, e.g. in schools, small shops, hotels, etc.

## Overview of FC121-ZA, FC122-ZA, FC123-ZA, FC124-ZA

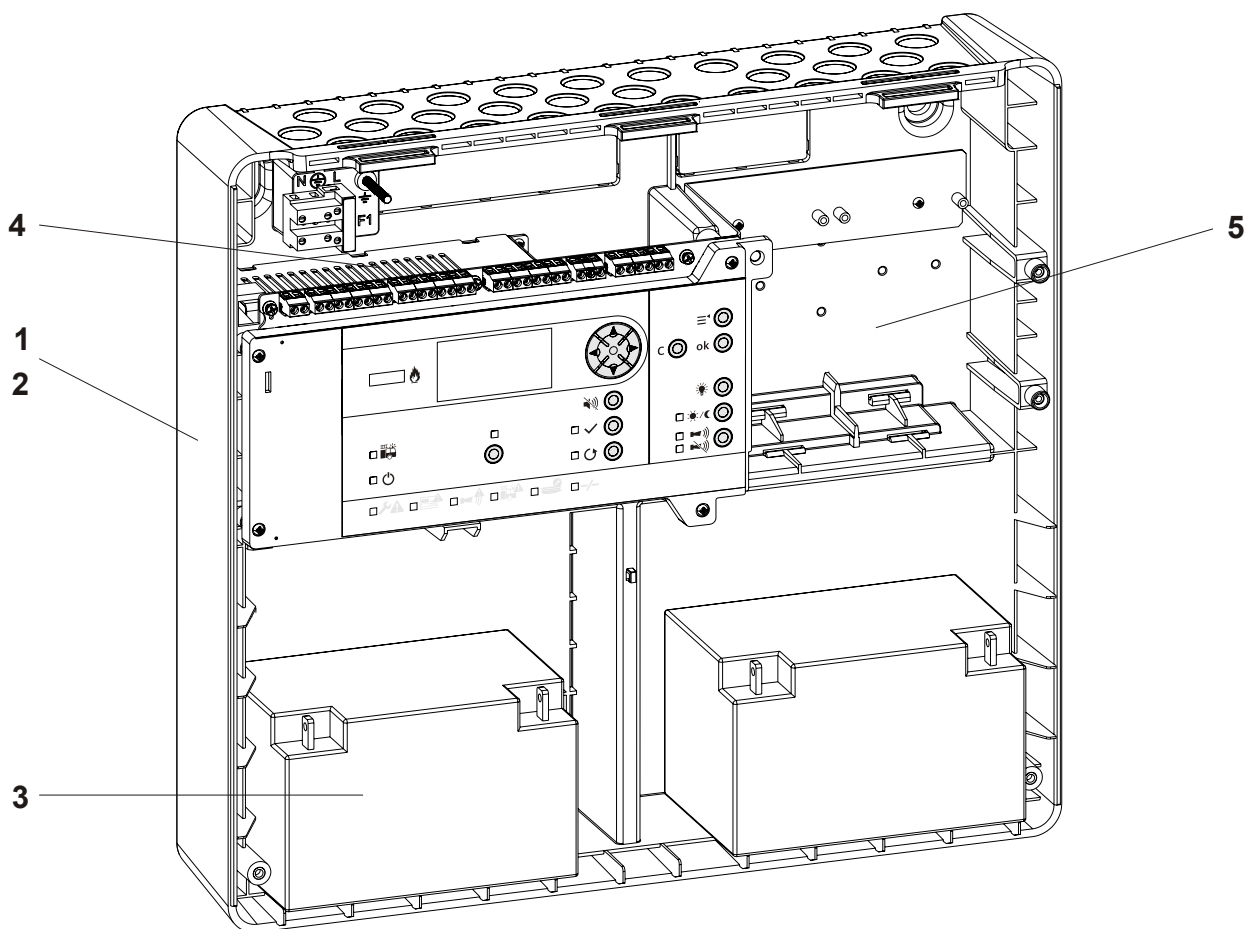
FC121-ZA & FC122-ZA		FC123-ZA & FC124-ZA	
FC121-ZA	FC122-ZA	FC123-ZA	FC124-ZA
			
2 zones With power supply (25 W) Battery capacity 4 or 7 Ah	4 zones With power supply (25 W) Battery capacity 4 or 7 Ah	8 zones With power supply (70 W) Battery capacity 7, 12 or 17 Ah	12 zones With power supply (70 W) Battery capacity 7, 12 or 17 Ah
Expansion		Expansion	
FCA1203-Z1	FTO1201-H1	FTO1203-H1	FTO1202-Z1
Output card 2M 2R 	EVAC module (NL 2&4 Z) 	EVAC module (NL 8&12 Z) 	Zone ind. field 12x2 LED 
2 monitored outputs 24 V / 1 A 2 relay outputs 30 V / 1 A	EVAC module for NL With 1 EVAC zone	EVAC module for NL With 1 EVAC zone	with each one red + yellow LED
Accessories FC12x-ZA			
FCA1206-Z1	FCA1209-Z1	FP120-Z1	
Key switch set (Nordic SE) 	Output module (230 V) 	Power supply kit A 70 W 	
Key switch for access level II	Relay output 230 V / 5 A For the activation of external equipment	Additional power supply 70 W	

## Configuration of FC121-ZA and FC122-ZA



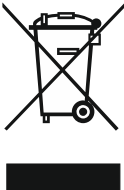
Basic equipment	Designation	Notes
1 Control panel with - Power supply - Main board	FC121-ZA	2 zones
2 Control panel with - Power supply - Main board	FC122-ZA	4 zones
3 Battery (12 V, 4 Ah, VDS)	AX1213	For emergency power supply
Battery (12 V, 7 Ah, VDS)	FA2003-A1	
4 Slot for expansions	–	Space for expansion A, B, C
Expansion		
A Output card 2M 2R	FCA1203-Z1	2 monitored outputs 2 relay outputs
B EVAC module (NL 2&4 zones)	FTO1201-H1	Expansion C is not possible
C Key switch (Nordic SE)	FCA1206-Z1	Expansion B is not possible

## Configuration of FC123-ZA and FC124-ZA




Basic equipment		Designation	Notes
1	Control panel with - Power supply - Main board	FC123-ZA	8 zones
2	Control panel with - Power supply - Main board	FC124-ZA	12 zones
3	Battery (2 x 12 V, 7 Ah, VDS)	FA2003-A1	For emergency power supply
	Battery (2 x 12 V, 12 Ah, VDS)	FA2004-A1	
	Battery (2 x 12 V, 17 Ah, VDS)	FA2005-A1	
4	Power supply 70 W	FP2015-A1	
5	Slot for expansions		Space for expansion A, B, C, D
Expansion			
A	Output card 2M 2R	FCA1203-Z1	FC123: max. 2 additional cards FC124: max. 3 additional cards
B	Zone ind. Field 12x2 LED	FTO1202-Z1	Expansion C, D are not possible
C	EVAC module (NL 8&12 zones)	FTO1203-H1	Expansion B, D are not possible
D	Key switch (Nordic SE)	FCA1206-Z1	Expansion B, C are not possible

## Disposal


	<p>The device is considered electrical and electronic equipment for disposal in terms of the applicable European Directive and may not be disposed of as domestic garbage.</p> <ul style="list-style-type: none"><li>• Dispose of the device through channels provided for this purpose.</li><li>• Comply with all local and currently applicable laws and regulations.</li><li>• Dispose of empty batteries in designated collection points.</li></ul>
---	---


## Batteries

	<p><b>⚠ WARNING</b></p> <p><b>Switching batteries in parallel</b></p> <p>Risk of explosion and fire</p> <ul style="list-style-type: none"><li>• Never connect batteries in parallel!</li><li>• If you need more power, you must use batteries with a higher capacity.</li></ul>
---	---

## Technical data

	FC121-ZA	FC122-ZA	FC123-ZA	FC124-ZA
Mains voltage	AC 196...253 V		AC 97...127 V AC 196...253 V	
Power consumption	25 W		70 W	
Operating voltage	DC 21...28.6 V			
Max. nominal output current without battery charging (I max b)	Max. 0.9 A		Max. 2.5 A	
Battery capacity	2x 12 V, up to 7 Ah		2x 12 V, up to 17 Ah	
Battery monitoring	Yes		Yes	
Mains monitoring	Yes		Yes	
Connectable detector series	110-series / DS11 / SynoLINE300/600			
Number of lines	2	4	8	12
Number of detectors per line	Max. 32			
Integrated inputs/outputs				
- Monitored outputs				
- RT Alarm	1x 24 V / 0.5 A		1x 24 V / 1 A	
- Horn	1x 24 V / 0.5 A		1x 24 V / 1 A	
- Dry contact				
- RT fault	30 V / 1 A		30 V / 1 A	
- Free programmable inputs/outputs	2		3	
Slots for relay cards	1		2	3
Emergency current	Up to 72 Ah			
Operating temperature	-5...+40 °C			
Storage temperature	-20...+60 °C			
Humidity (no condensation permitted)	≤95 % rel.			
Dimensions (W x H x D)	360 x 310 x 85 mm		430 x 399 x 124 mm	
Color				
- Housing and Cover	Grey, ~RAL 000 50 00			
Protection category (IEC 60529)	IP30		IP30	

14  0832	<b>FC121-ZA / FC122-ZA</b>		Siemens Switzerland Ltd; Gubelstrasse 22 CH-6301 Zug Technical data: see doc. <b>A6V10393190</b>	
	FC121 / FC122 - Control and Indicating Equipment incl. 25W/24VDC Power Supply Equipment for use in fire detection and fire alarm systems installed in buildings.			
	305/2011/EU (CPR): EN 54-2 / EN 54-4 ; 2014/30/EU (EMC): EN 50130-4 / EN 61000-6-3 ; 2014/35/EU (LVD): EN 60950-1 ; 2011/65/EU (RoHS): EN 50581			
	The declared performance and conformity can be seen in the Declaration of Performance (DoP) and the EU Declaration of Conformity (DoC), which is obtainable via the Customer Support Center: Tel. +49 89 9221-8000 or <a href="http://siemens.com/bt/download">http://siemens.com/bt/download</a>			
	DoP No.: 0832-CPR-F0250; DoC No.: CED-FC121-FC122			

14  0832	<b>FC123-ZA / FC124-ZA</b>		Siemens Switzerland Ltd; Gubelstrasse 22 CH-6301 Zug Technical data: see doc. <b>A6V10393190</b>	
	FC123 / FC124 - Control and Indicating Equipment incl. FP2015 - 70W/24VDC Power Supply Equipment for use in fire detection and fire alarm systems installed in buildings.			
	305/2011/EU (CPR): EN 54-2 / EN 54-4 ; 2014/30/EU (EMC): EN 50130-4 / EN 61000-6-3 ; 2014/35/EU (LVD): EN 60950-1 ; 2011/65/EU (RoHS): EN 50581			
	The declared performance and conformity can be seen in the Declaration of Performance (DoP) and the EU Declaration of Conformity (DoC), which is obtainable via the Customer Support Center: Tel. +49 89 9221-8000 or <a href="http://siemens.com/bt/download">http://siemens.com/bt/download</a>			
	DoP No.: 0832-CPR-F0251; DoC No.: CED-FC123-FC124			



**Details for ordering**

	Type	Part no	Designation	Weight
Fire control panels	FC121-ZA	S54400-C131-A1	Fire control panel (2Z)	1.840 kg
	FC122-ZA	S54400-C130-A1	Fire control panel (4Z)	1.845 kg
	FC123-ZA	S54400-C129-A1	Fire control panel (8Z)	4.113 kg
	FC124-ZA	S54400-C128-A1	Fire control panel (12Z)	4.128 kg
Expansion	FCA1203-Z1	S54400-B142-A1	Output card 2M 2R	0.064 kg
	FTO1202-Z1	S54400-B119-A1	Zone ind. Field 12x2 LED	0.125 kg
	FTO1203-H1	S54400-B118-A1	EVAC module (NL 8&12 Z)	0.112 kg
	FTO1201-H1	S54400-B120-A1	EVAC module (NL 2&4 Z)	0.074 kg
	FCA1209-Z1	S54400-B124-A1	Output module (230 V)	0.068 kg
	FCA1206-Z1	S54400-S125-A1	Key switch set (Nordic SE)	0.065 kg
Power supply	FP120-Z1	S54400-S122-A1	Power supply kit A 70 W	3.920 kg
Batteries	AX1213	4392990001	Battery 4 Ah	1.665 kg
	FA2003-A1	A5Q00019353	Battery (12 V, 7 Ah, VDS)	2.450 kg
	FA2004-A1	A5Q00019354	Battery (12 V, 12 Ah, VDS)	3.930 kg
	FA2005-A1	A5Q00019677	Battery (12 V, 17 Ah, VDS)	5.640 kg
Spare part	FP2015-A1	S54400-B121-A1	Power supply (70 W)	0.575 kg

Issued by  
Siemens Switzerland Ltd  
Building Technologies Division  
International Headquarters  
Theilerstrasse 1a  
CH-6300 Zug  
+41 58 724 2424  
[www.siemens.com/buildingtechnologies](http://www.siemens.com/buildingtechnologies)

© Siemens Switzerland Ltd, 2012  
Technical specifications and availability subject to change without notice.